


September Morning Work (worksheets)



By:
Dohna Roberts
First Grade Enigmas



September Morning Work

Includes:

20 Bell Ringer pages

(The Bell Ringer pages include 2 sentences to copy and correct on each sheet along with other review items. Please download the preview file for a better idea of what the Bell Ringer pages include.)

20 one hundred twenty chart fill-in pages

2 color one hundred twenty chart mini posters

10 least to greatest number order pages

10 one less and one more pages

10 Story Starter pages

10 sentence jumble pages

1 blank September calendar

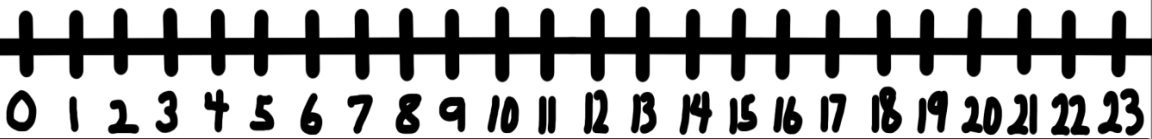
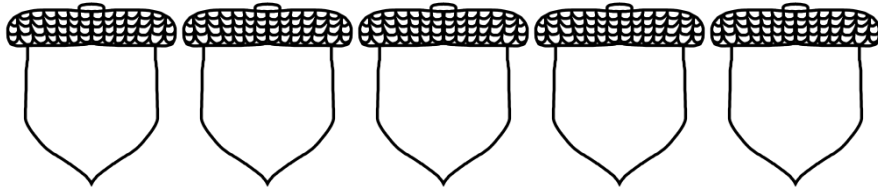


Name _____ Bell Ringer

Write the sentences correctly. Don't forget capital letters and punctuation marks!

1. i like school

2. it is fun to learn



What number is 1 more?

- a. 3, _____ b. 6, _____ c. 2, _____
d. 9, _____ e. 7, _____ f. 8, _____

What number is 1 less?

- a. _____, 9 b. _____, 8 c. _____, 7
d. _____, 6 e. _____, 5 f. _____, 4

Name _____ Bell Ringer

Write the sentences correctly. Don't forget capital letters and punctuation marks!

1. the bus was late

2. the bus is yellow



What number is 1 more?

- a. 3, _____ b. 8, _____ c. 1, _____
d. 6, _____ e. 9, _____ f. 7, _____

What number is 1 less?

- a. _____, 10 b. _____, 3 c. _____, 9
d. _____, 2 e. _____, 4 f. _____, 5

Name _____ Bell Ringer

Write the sentences correctly. Don't forget capital letters and punctuation marks!

1. jan has a fan

2. is the fan tan

0 1 2 3 4 5 6 7 8 9 10 11 12 13 14 15 16 17 18 19 20 21 22 23

What number is 1 more?

a. 13, _____ b. 16, _____ c. 12, _____
d. 19, _____ e. 17, _____ f. 18, _____

What number is 1 less?

a. _____, 8 b. _____, 15 c. _____, 17
d. _____, 11 e. _____, 4 f. _____, 2


By: Donna Roberts

Name _____ Bell Ringer

Write the sentences correctly. Don't forget capital letters and punctuation marks!

1. tim likes milk

2. he likes apples too



0 1 2 3 4 5 6 7 8 9 10 11 12 13 14 15 16 17 18 19 20 21 22 23

What number is 1 more?

- a. 3, _____ b. 6, _____ c. 2, _____
d. 9, _____ e. 7, _____ f. 8, _____

What number is 1 less?

- a. _____, 9 b. _____, 8 c. _____, 7
d. _____, 6 e. _____, 5 f. _____, 4

Name _____ Bell Ringer

Write the sentences correctly. Don't forget capital letters and punctuation marks!

1. Pam ran to the van

2. is the van tan

0 1 2 3 4 5 6 7 8 9 10 11 12 13 14 15 16 17 18 19 20 21 22 23

What number is 1 more?

a. 22, _____ b. 13, _____ c. 8, _____

d. 19, _____ e. 20, _____ f. 18, _____

What number is 1 less?

a. _____, 23 b. _____, 7 c. _____, 3

d. _____, 16 e. _____, 5 f. _____, 2


By: Donna Roberts

Name _____ Bell Ringer

Write the sentences correctly. Don't forget capital letters and punctuation marks!

1. is it fall

2. i like fall



0 1 2 3 4 5 6 7 8 9 10 11 12 13 14 15 16 17 18 19 20 21 22 23

What number is 1 more?

- a. 4, _____ b. 23, _____ c. 6, _____
d. 7, _____ e. 10, _____ f. 12, _____

What number is 1 less?

- a. _____, 20 b. _____, 16 c. _____, 5
d. _____, 21 e. _____, 8 f. _____, 3

Name _____ Bell Ringer

Write the sentences correctly. Don't forget capital letters and punctuation marks!

1. the leaf  is happy

2. what color is the leaf 



0 1 2 3 4 5 6 7 8 9 10 11 12 13 14 15 16 17 18 19 20 21 22 23

What number is 1 more?

a. 17, _____ b. 6, _____ c. 20, _____

d. 12, _____ e. 14 _____ f. 16, _____

What number is 1 less?

a. _____, 18 b. _____, 5 c. _____, 19

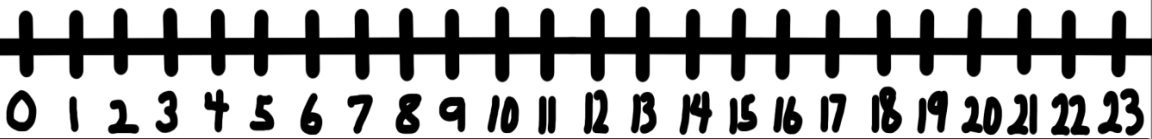
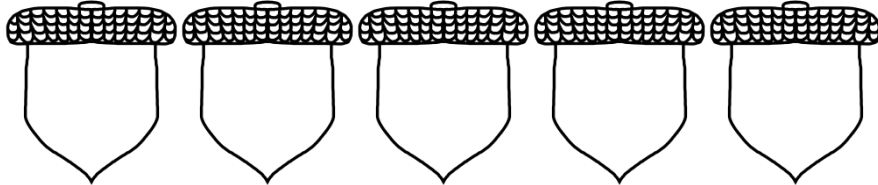
d. _____, 22 e. _____, 12 f. _____, 14

Name _____ Bell Ringer

Write the sentences correctly. Don't forget capital letters and punctuation marks!

1. the acorn  is little

2. an oak tree is big



What number is 1 more?

- a. 23, _____ b. 12, _____ c. 18, _____
d. 13, _____ e. 2, _____ f. 17, _____

What number is 1 less?


- a. _____, 21 b. _____, 15 c. _____, 17
d. _____, 16 e. _____, 3 f. _____, 14

Name _____ Bell Ringer

Write the sentences correctly. Don't forget capital letters and punctuation marks!

1. the leaf  was green

2. the leaf  is brown now



0 1 2 3 4 5 6 7 8 9 10 11 12 13 14 15 16 17 18 19 20 21 22 23

What number is 1 more?

- a. 3, _____ b. 15, _____ c. 11 _____
d. 18, _____ e. 16, _____ f. 7, _____

What number is 1 less?






- a. _____, 10 b. _____, 23 c. _____, 18
d. _____, 22 e. _____, 15 f. _____, 13

Name _____ Bell Ringer

Write the sentences correctly. Don't forget capital letters and punctuation marks!

1. this acorn  is funny

2. this leaf  is sad



0 1 2 3 4 5 6 7 8 9 10 11 12 13 14 15 16 17 18 19 20 21 22 23

What number is 1 more?

a. 22, _____ b. 5, _____ c. 13, _____

d. 1, _____ e. 7, _____ f. 8, _____

What number is 1 less?

a. _____, 17 b. _____, 6 c. _____, 8


d. _____, 22 e. _____, 12 f. _____, 19

Name _____ Bell Ringer

Write the sentences correctly. Don't forget capital letters and punctuation marks!

1. the cat sat

2. the cat sat on a leaf 



Write the tally marks for the given number.

1 _____

6 _____

2 _____

7 _____

3 _____

8 _____

4 _____

9 _____

5 _____

10 _____

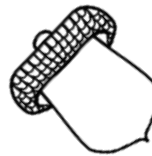
Name _____ Bell Ringer

Write the sentences correctly. Don't forget capital letters and punctuation marks!

1. i see an acorn



2. i see 7 acorns



Write the tally marks for the given number.

10 _____

5 _____

9 _____

4 _____

8 _____

3 _____

7 _____

2 _____

6 _____


1 _____

Name _____ Bell Ringer

Write the sentences correctly. Don't forget capital letters and punctuation marks!

1. what is that

2. it is a funny acorn



Write the tally marks for the given number.

1 _____

2 _____

3 _____

4 _____

5 _____

6 _____

7 _____

8 _____

8 _____


10 _____

Name _____ Bell Ringer

Write the sentences correctly. Don't forget capital letters and punctuation marks!

1. mom raked  the leaves   

2. what did mom do



Write the tally marks for the given number.

10 _____

9 _____

8 _____

7 _____

6 _____

5 _____

4 _____

3 _____

2 _____


1 _____

Name _____ Bell Ringer

Write the sentences correctly. Don't forget capital letters and punctuation marks!

1. what are tally marks

2. i can count tally marks



Write the tally marks for the given number.

1 _____

2 _____

3 _____

4 _____

5 _____

6 _____

7 _____

8 _____

9 _____

10 _____

Name _____ Bell Ringer

Write the sentences correctly. Don't forget capital letters and punctuation marks!

1. the owl  has an acorn 

2. what does the owl have 



Write the tally marks for the given number.

1 _____

2 _____

3 _____

4 _____

5 _____

6 _____

7 _____

8 _____

9 _____


10 _____

Name _____ Bell Ringer

Write the sentences correctly. Don't forget capital letters and punctuation marks!

1. this acorn  is happy

2. why is the  happy



Write the tally marks for the given number.

7 _____

8 _____

3 _____

6 _____

1 _____

4 _____

5 _____

2 _____

9 _____





10 _____

Name _____ Bell Ringer

Write the sentences correctly. Don't forget capital letters and punctuation marks!

1. this acorn  is pretty

2. do you like this acorn 



Write the tally marks for the given number.

3 _____

1 _____

10 _____

7 _____

5 _____

4 _____

8 _____

2 _____

6 _____

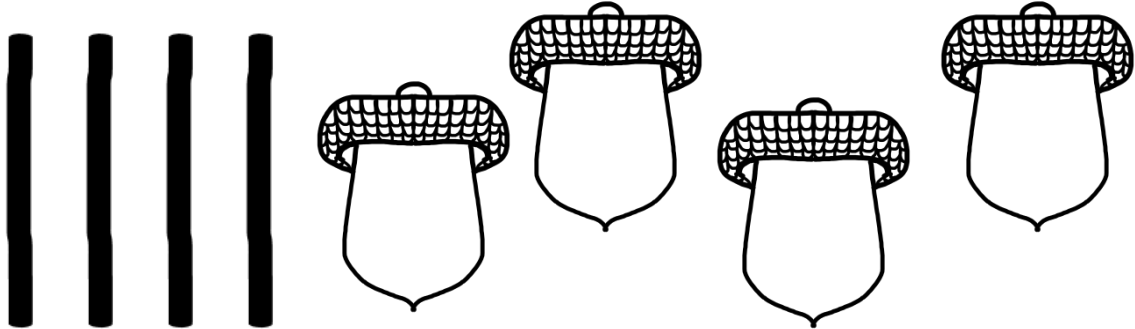
9 _____

Name _____ Bell Ringer

Write the sentences correctly. Don't forget capital letters and punctuation marks!

1. i love fall

2. the leaves  will come down now



Write the tally marks for the given number.

7 _____

3 _____

1 _____

5 _____

8 _____

6 _____

2 _____

10 _____


9 _____

4 _____

Name _____ Bell Ringer

Write the sentences correctly. Don't forget capital letters and punctuation marks!

1. i can pick up leaves



2. will you help me



Write the tally marks for the given number.

5 _____

4 _____

3 _____

2 _____

1 _____

10 _____


9 _____

8 _____

7 _____


6 _____

Name _____ Fill in the missing numbers.



1									
							18		
									30
				35					
41					46				
			54						
						67			
				75					
	82								
								99	
		103							
111									120

Name _____ Fill in the missing numbers.




September

1									
11									
21									
31									
41									
51									
61									
71									
81									
91									
101									
111									120

Name _____


Fill in the missing numbers



1									10
									20
									30
									40
									50
									60
									70
									80
									90
									100
									110
									120

Name _____

Fill in the missing numbers.



1									
							18		
									30
				35					
41					46				
			54						
						67			
				75					
	82								
								99	
		103							
111									120

Name _____


Fill in the missing numbers.



									10
				15					
									30
				35					
									50
				55					
									70
				75					
									90
				95					
									110
				115					

Name _____


Fill in the missing numbers.



1				5					
				15					
				25					
				35					
				45					
				55					
				65					
				75					
				85					
				95					
				105					
				115					120

Name _____


Fill in the missing numbers.



1	2	3		5		7		9	
11		13		15		17		19	
21	22	23		25		27		29	
31	32	33		35		37		39	
41		43		45		47		49	
51	52	53		55		57		59	
61		63		65		67		69	
71		73		75		77		79	
81		83		85		87		89	
91		93		95		97		99	100
101		103		105		107		109	110
111		113		115		117		119	120

Name _____



Fill in the missing numbers.



1		3		5		7		9	
11		13		15		17		19	
21		23		25		27		29	
31		33		35		37		39	
41		43		45		47		49	
51		53		55		57		59	
61		63		65		67		69	
71		73		75		77		79	
81		83		85		87		89	
91		93		95		97		99	
101		103		105		107		109	
111		113		115		117		119	

Name _____



Fill in the missing numbers.



1		3		5		7		9	
11		13		15		17		19	
21		23		25		27		29	
31		33		35		37		39	
41		43		45		47		49	
51		53		55		57		59	
61		63		65		67		69	
71		73		75		77		79	
81		83		85		87		89	
91		93		95		97		99	
101		103		105		107		109	
111		113		115		117		119	

Name _____


Fill in the missing numbers.



1									
11									
21									
31									
41									
51									
61									
71									
81									
91									
101									
111									120

Name _____



Fill in the missing numbers.



1									
							18		
									30
				35					
41					46				
			54						
						67			
				75					
	82								
								99	
		103							
111									120


Name _____

Fill in the missing numbers.





1									
							18		
									30
				35					
41					46				
			54						
						67			
				75					
	82								
								99	
		103							
111									120

Name _____
 Fill in the missing numbers.



1									10
							18		20
									30
				35					40
41					46				50
			54						60
						67			70
				75					80
	82								90
								99	100
		103							110
111									120


Name _____
 Fill in the missing numbers.



1									
							18		
									30
				35					
41					46				
			54						
						67			
				75					
	82								
								99	
		103							
111									120

Name _____


Fill in the missing numbers.



1									
									30
41									50
									80
111									120

Name _____

Fill in the missing numbers.



1				5					
				15			18		
				25					30
				35					
41				45	46				
			54	55					
				65		67			
				75					
	82			85					
				95				99	
		103		105					
111				115					120

Name _____

Fill in the missing numbers.



1									
11							18		
21									30
31				35					
41					46				
51			54						
61						67			
71				75					
81	82								
91								99	
101		103							
111									120



Name _____
Fill in the missing numbers.



1									
									120

Name _____



Fill in the missing numbers.



1				5					
				25					
				45					
				65					
				85					
				105					
									120

Name _____

Fill in the missing numbers.



1									10
111									120

1	2	3	4	5	6	7	8	9	10
11	12	13	14	15	16	17	18	19	20
21	22	23	24	25	26	27	28	29	30
31	32	33	34	35	36	37	38	39	40
41	42	43	44	45	46	47	48	49	50
51	52	53	54	55	56	57	58	59	60
61	62	63	64	65	66	67	68	69	70
71	72	73	74	75	76	77	78	79	80
81	82	83	84	85	86	87	88	89	90
91	92	93	94	95	96	97	98	99	100
101	102	103	104	105	106	107	108	109	110
111	112	113	114	115	116	117	118	119	120

By: Donna Roberts



1	2	3	4	5	6	7	8	9	10
11	12	13	14	15	16	17	18	19	20
21	22	23	24	25	26	27	28	29	30
31	32	33	34	35	36	37	38	39	40
41	42	43	44	45	46	47	48	49	50
51	52	53	54	55	56	57	58	59	60
61	62	63	64	65	66	67	68	69	70
71	72	73	74	75	76	77	78	79	80
81	82	83	84	85	86	87	88	89	90
91	92	93	94	95	96	97	98	99	100
101	102	103	104	105	106	107	108	109	110
111	112	113	114	115	116	117	118	119	120


By: Donna Roberts




Name _____

Write the numbers in order from least to greatest:


16, 12, 13, 15, 14




41, 42, 43, 44, 45



26, 24, 22, 23, 25




14, 12, 11, 10, 13




Name _____

Write the numbers in order from least to greatest:


38, 41, 37, 40, 39




11, 8, 9, 7, 10



46, 44, 47, 45, 43




17, 21, 19, 20, 18




Name _____

Write the numbers in order from least to greatest:


39, 38, 41, 37, 40




20, 18, 21, 19, 17



49, 50, 47, 46, 48




32, 28, 30, 31, 29




Name _____

Write the numbers in order from least to greatest:


3, 2, 4, 0, 1




33, 36, 35, 34, 32



9, 13, 11, 12, 10




19, 17, 20, 18, 16




Name _____

Write the numbers in order from least to greatest:


41, 38, 37, 40, 39




22, 25, 23, 24, 21



30, 33, 34, 31, 32



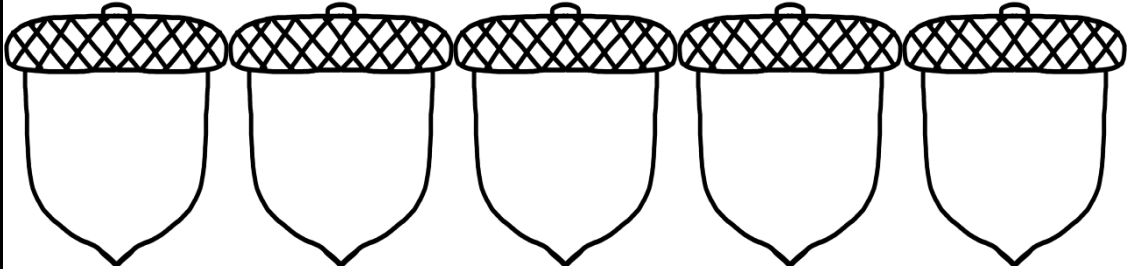
20, 19, 22, 21, 18



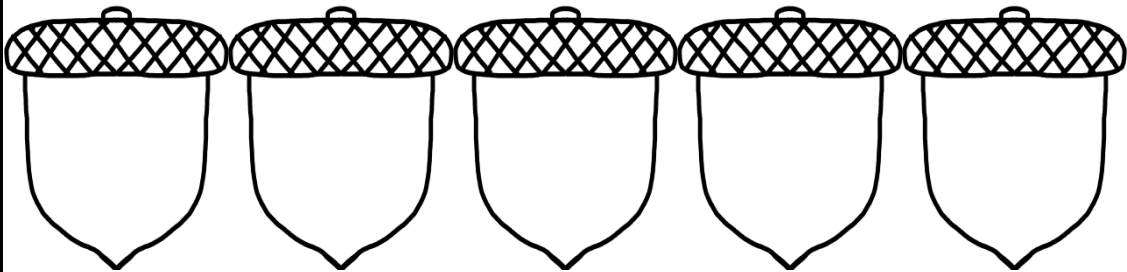
Name _____

Write the numbers in order from least to greatest:

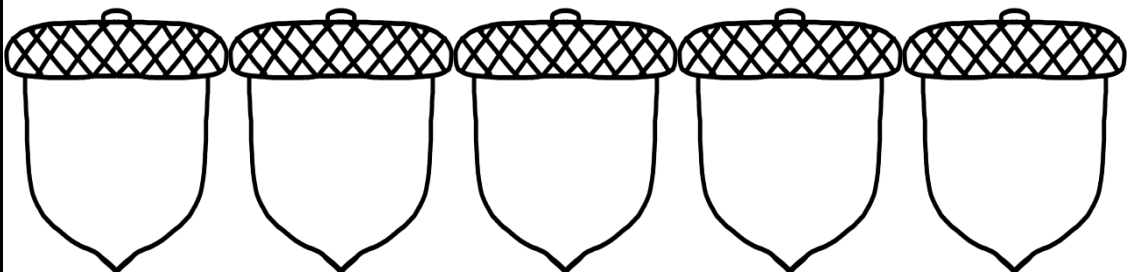
50, 46, 48, 49, 47



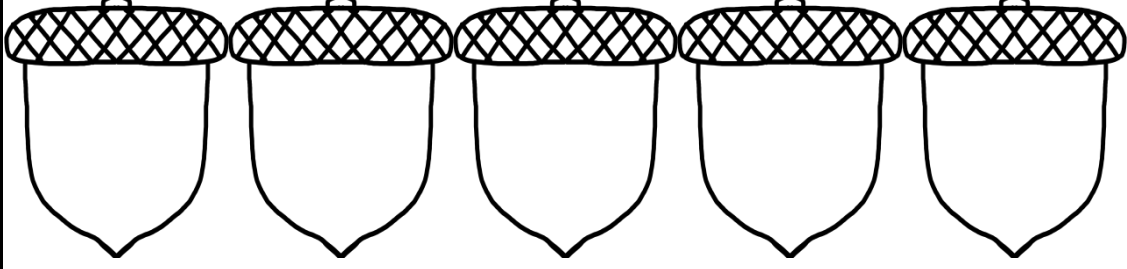
28, 27, 26, 29, 25



4, 8, 6, 5, 7



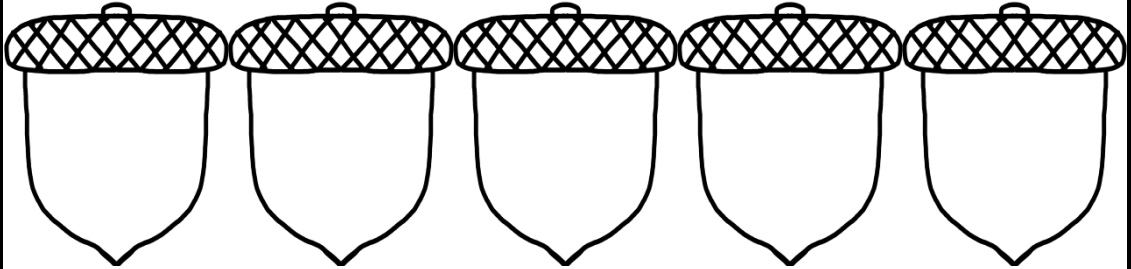
11, 10, 9, 12, 8



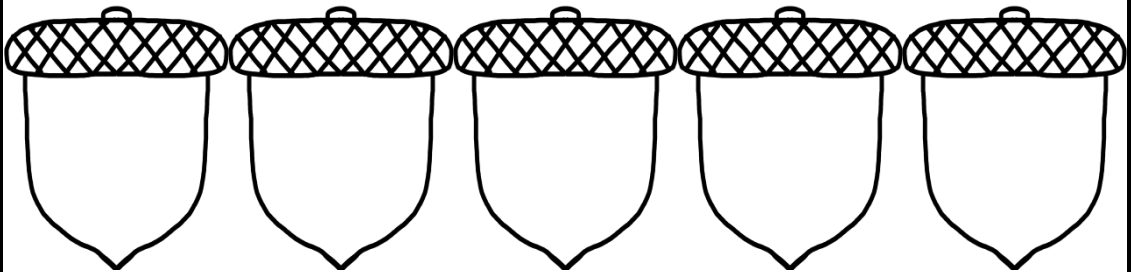
Name _____

Write the numbers in order from least to greatest:

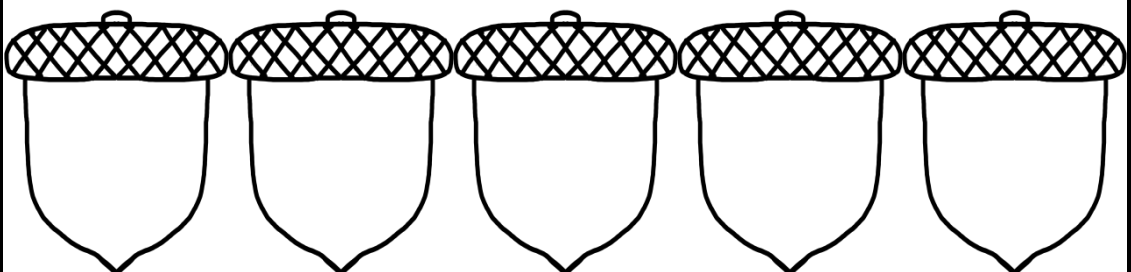
29, 26, 28, 27, 30



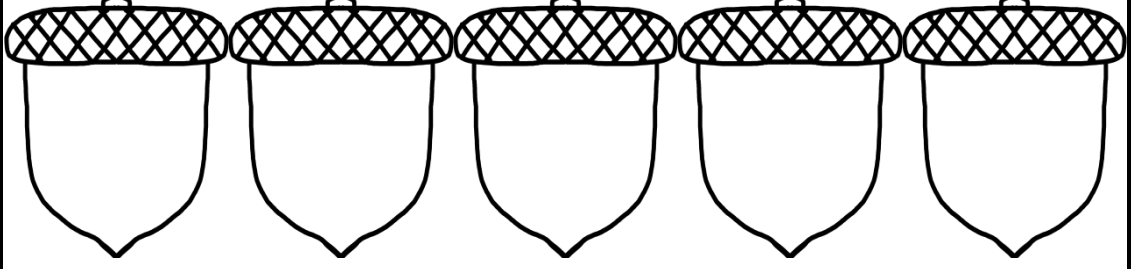
17, 19, 21, 18, 20



38, 41, 42, 39, 40



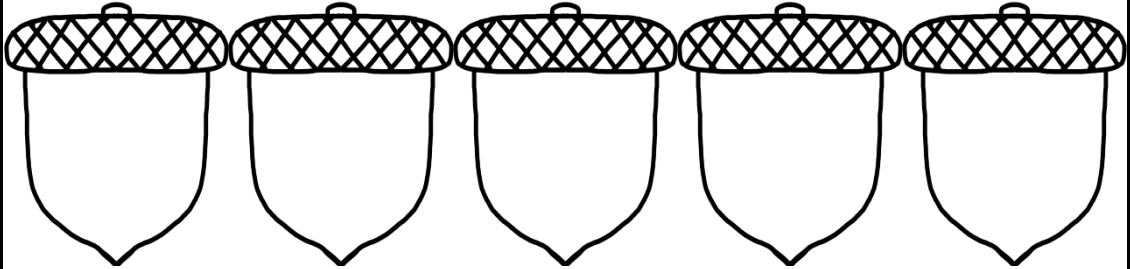
27, 24, 23, 26, 25



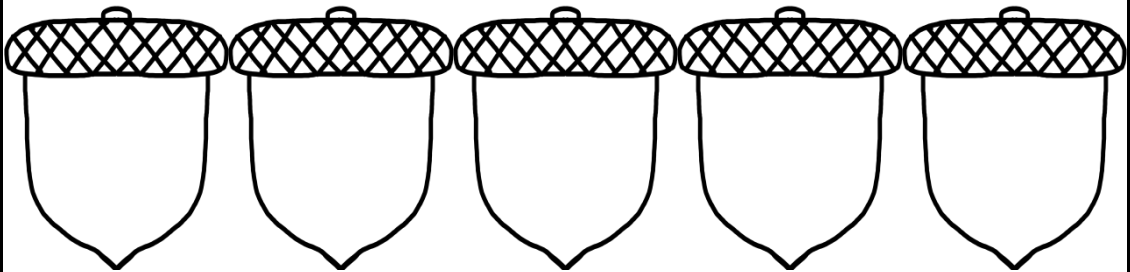
Name _____

Write the numbers in order from least to greatest:

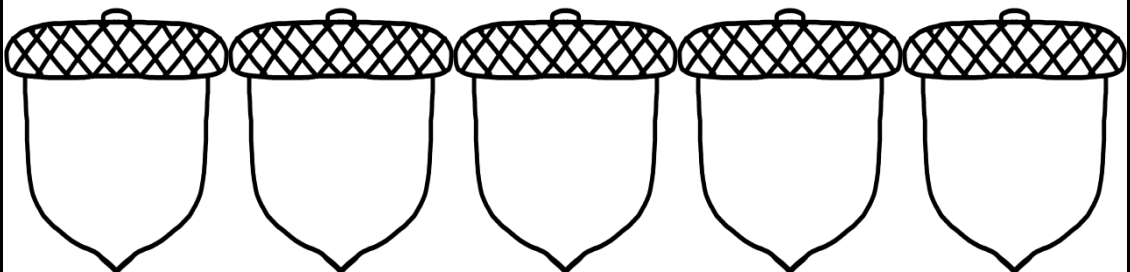
7, 11, 9, 8, 10



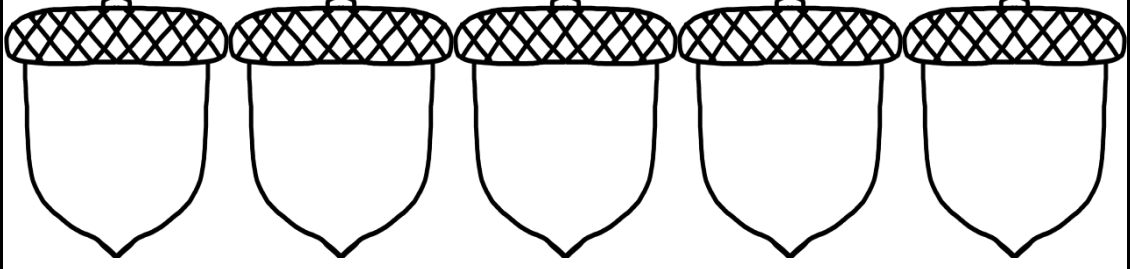
14, 15, 13, 12, 16



35, 36, 34, 33, 37



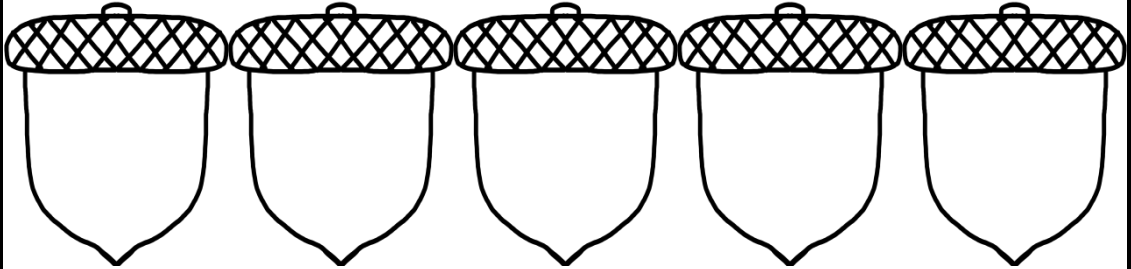
46, 47, 44, 45, 48



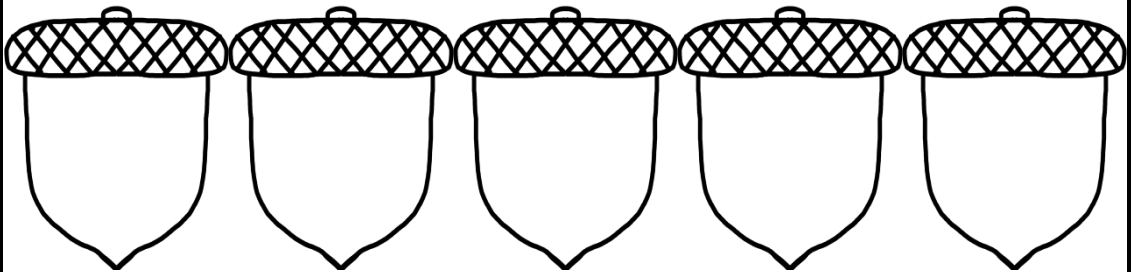
Name _____

Write the numbers in order from least to greatest:

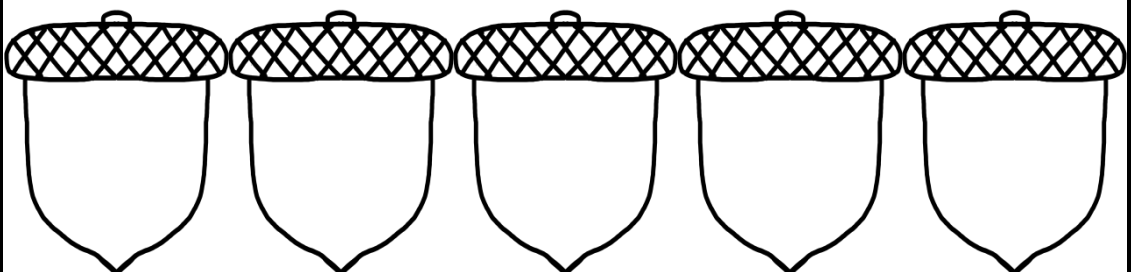
31, 29, 28, 30, 32



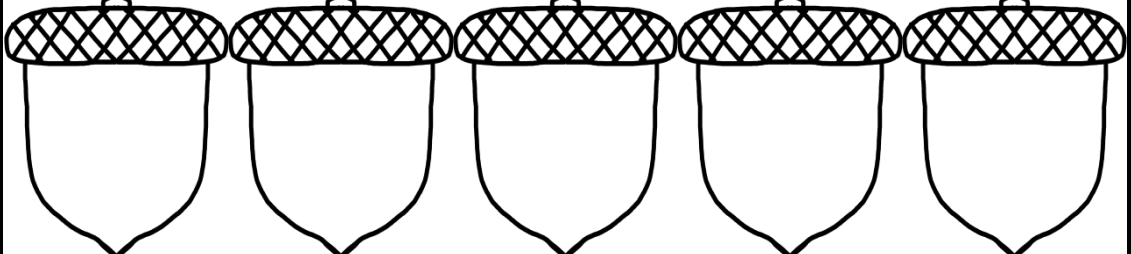
12, 8, 9, 11, 10



22, 23, 19, 21, 20



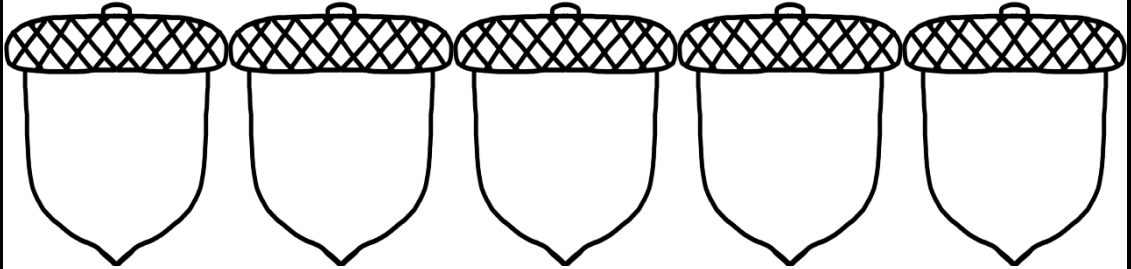
41, 38, 42, 39, 40



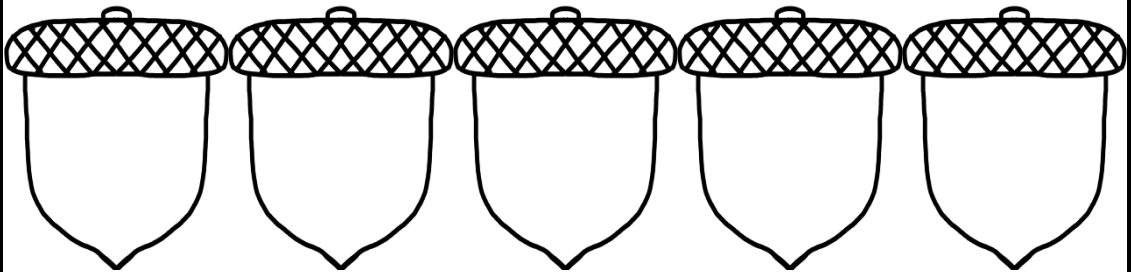
Name _____

Write the numbers in order from least to greatest:

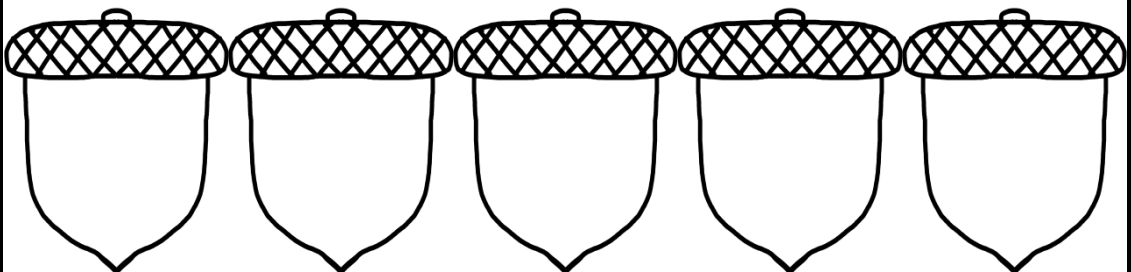
34, 32, 33, 31, 30



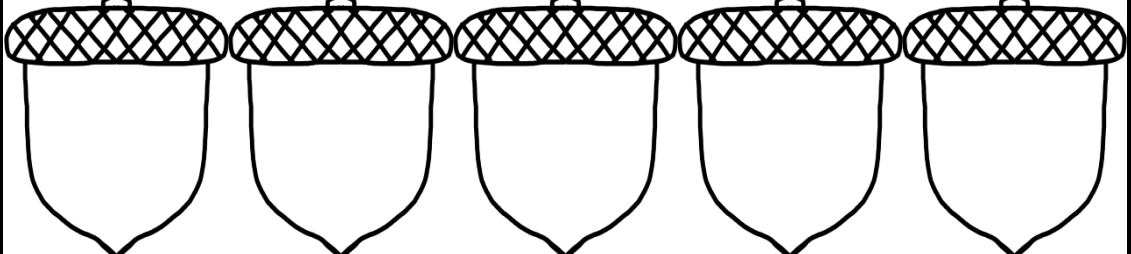
17, 13, 15, 16, 14



6, 7, 9, 10, 8



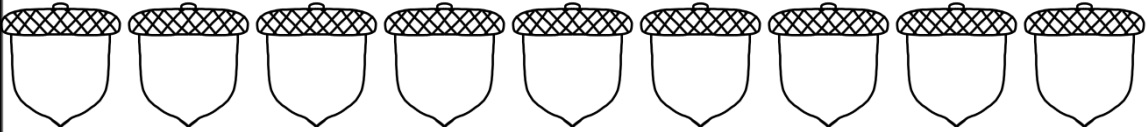
38, 37, 34, 36, 35



1 Less Than and 1 More Than

Write the number that is one less and 1 more than the given number.

Name _____

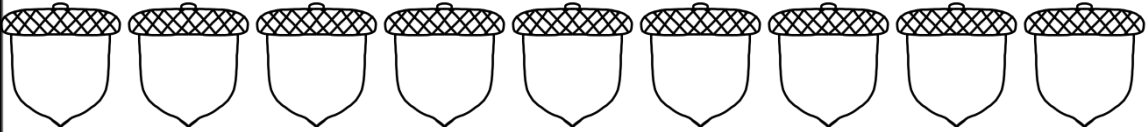


1 less		1 more
	5	
	8	
	14	
	9	
	2	
	6	
	3	
	10	
	15	
	17	

1 Less Than and 1 More Than

Write the number that is one less and 1 more than the given number.

Name _____

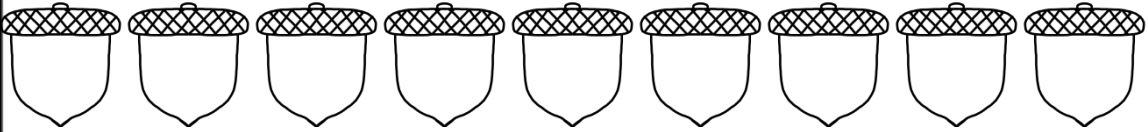


1 less		1 more
	9	
	16	
	4	
	19	
	22	
	17	
	5	
	11	
	18	
	7	

1 Less Than and 1 More Than

Write the number that is one less and 1 more than the given number.

Name _____

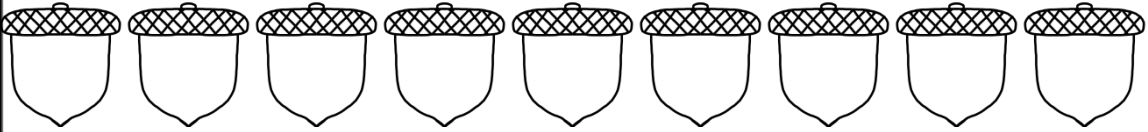


1 less		1 more
	8	
	12	
	4	
	17	
	5	
	18	
	3	
	20	
	7	
	22	

1 Less Than and 1 More Than

Write the number that is one less and 1 more than the given number.

Name _____



1 less		1 more
	23	
	15	
	27	
	6	
	12	
	28	
	5	
	17	
	3	
	21	

1 Less Than and 1 More Than

Write the number that is one less and 1 more than the given number.

Name _____

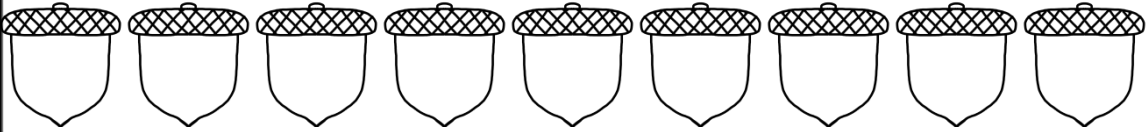


1 less		1 more
	2	
	17	
	20	
	6	
	11	
	27	
	8	
	13	
	4	
	23	

1 Less Than and 1 More Than

Write the number that is one less and 1 more than the given number.

Name _____

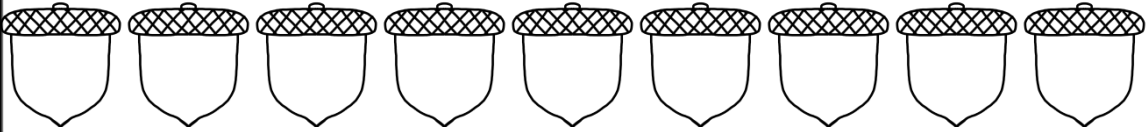


1 less		1 more
	34	
	6	
	12	
	27	
	38	
	9	
	15	
	26	
	30	
	2	

1 Less Than and 1 More Than

Write the number that is one less and 1 more than the given number.

Name _____

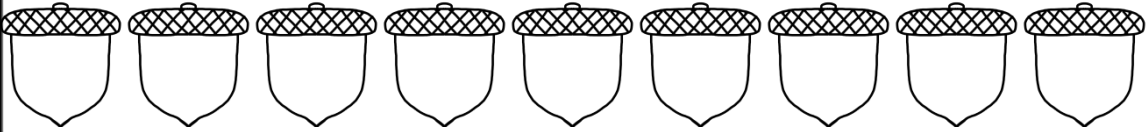


1 less		1 more
	7	
	13	
	26	
	32	
	6	
	11	
	21	
	34	
	5	
	10	

1 Less Than and 1 More Than

Write the number that is one less and 1 more than the given number.

Name _____

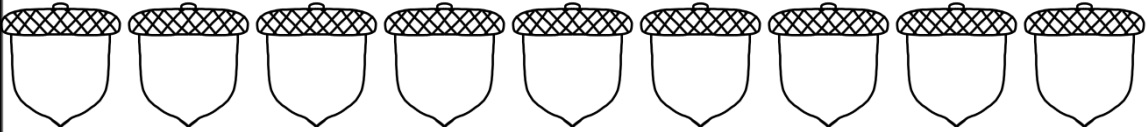


1 less		1 more
	31	
	27	
	19	
	3	
	38	
	20	
	12	
	7	
	35	
	27	

1 Less Than and 1 More Than

Write the number that is one less and 1 more than the given number.

Name _____

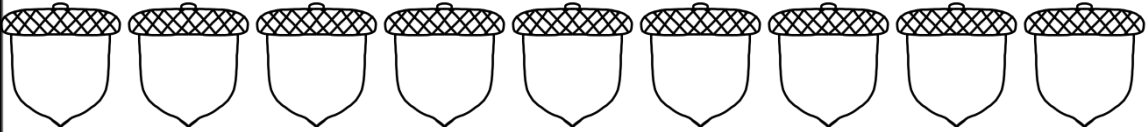


1 less		1 more
	44	
	37	
	26	
	14	
	7	
	47	
	32	
	23	
	16	
	8	

1 Less Than and 1 More Than

Write the number that is one less and 1 more than the given number.

Name _____




1 less		1 more
	2	
	11	
	23	
	34	
	45	
	3	
	14	
	25	
	36	
	47	

Name _____

Write at least one good sentence about the picture.

Word Bank:

bird
leaf
fall
sees
walking
chirps
tweets


This image shows a blank sheet of handwriting practice paper. It features four identical sets of horizontal lines arranged vertically. Each set includes three lines: a solid top line, a dashed middle line, and a solid bottom line, providing a guide for letter height and placement. The background is white, and the lines are black.

Name _____

Write at least one good sentence about the picture.

Word Bank:

leaf
happy
smile
color
fall
green
brown
yellow
red
season
tree



Name _____

Write at least one good sentence about the picture.

Word Bank:

acorn

fall

falls

hits

the

owl


head

hurt

sad

mad

glad



Name _____

Write at least one good sentence about the picture.

Word Bank:

raking

leaf

leaves

rake


fall

falling

work

help

fun

[illegible]

Name _____

Write at least one good sentence about the picture.

Word Bank:

season

fall

falling

trees

cool


leaf

leaves

bird

fly

flies

[illegible]

Name _____

Write at least one good sentence about the picture.

Word Bank:

leaf
falling
tree
worried
scared
season
cool




Handwriting practice lines consisting of solid top and bottom lines with a dashed middle line. There are five sets of these lines for writing practice.

Name _____

Write at least one good sentence about the picture.

Word Bank:

owl
leaf
holds
holding
happy
fall
falling
leaves


This image shows a handwriting practice sheet. It contains four identical sets of horizontal lines, each set consisting of a solid top line, a dashed middle line, and a solid bottom line. The sets are arranged vertically, providing a guide for letter height and placement.

Name _____

Write at least one good sentence about the picture.

Word Bank:

bird
acorn
talking
happy
fall
big
little




Handwriting practice lines consisting of solid top and bottom lines with a dashed middle line. There are five sets of these lines provided for writing practice.

Name _____

Write at least one good sentence about the picture.

Word Bank:

dog
happy
fur
barks
jumps
plays
collar
eats
sniffs
runs



Handwriting practice lines consisting of solid top and bottom lines with a dashed middle line. There are five sets of these lines provided for writing practice.


Name _____ Sentence Jumble Worksheet

Cut out the words below. Sort and reassemble the sentence jumble into a complete sentence. Copy the sentence on the lines. Remember that a sentence begins with a capital letter and ends with a punctuation mark!

Glue the sentence here.

By: Donna Roberts

Copy the sentence here.



fish

The

sees

a worm.

Name _____ Sentence Jumble Worksheet

Cut out the words below. Sort and reassemble the sentence jumble into a complete sentence. Copy the sentence on the lines. Remember that a sentence begins with a capital letter and ends with a punctuation mark!

Glue the sentence here.

By: Donna Roberts

Copy the sentence here.



leaf

is

silly.

This


Name _____ Sentence Jumble Worksheet

Cut out the words below. Sort and reassemble the sentence jumble into a complete sentence. Copy the sentence on the lines. Remember that a sentence begins with a capital letter and ends with a punctuation mark!

Glue the sentence here.

By: Donna Roberts

Copy the sentence here.



The

is

happy.

acorn


Name _____ Sentence Jumble Worksheet

Cut out the words below. Sort and reassemble the sentence jumble into a complete sentence. Copy the sentence on the lines. Remember that a sentence begins with a capital letter and ends with a punctuation mark!

Glue the sentence here.

By: Donna Roberts

Copy the sentence here.



have?

does

he

What

Name _____ Sentence Jumble Worksheet

Cut out the words below. Sort and reassemble the sentence jumble into a complete sentence. Copy the sentence on the lines. Remember that a sentence begins with a capital letter and ends with a punctuation mark!

Glue the sentence here.

By: Donna Roberts

Copy the sentence here.



hit

it

Will

him?


Name _____ Sentence Jumble Worksheet

Cut out the words below. Sort and reassemble the sentence jumble into a complete sentence. Copy the sentence on the lines. Remember that a sentence begins with a capital letter and ends with a punctuation mark!

Glue the sentence here.

By: Donna Roberts

Copy the sentence here.



apple?

the

is

Where

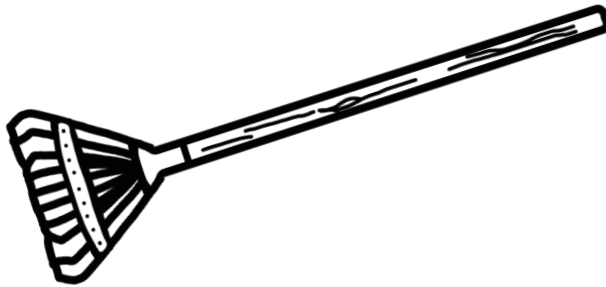
Name _____ Sentence Jumble Worksheet

Cut out the words below. Sort and reassemble the sentence jumble into a complete sentence. Copy the sentence on the lines. Remember that a sentence begins with a capital letter and ends with a punctuation mark!

Glue the sentence here.

By: Donna Roberts

Copy the sentence here.



is

rake?

Where

the


Name _____ Sentence Jumble Worksheet

Cut out the words below. Sort and reassemble the sentence jumble into a complete sentence. Copy the sentence on the lines. Remember that a sentence begins with a capital letter and ends with a punctuation mark!

Glue the sentence here.

By: Donna Roberts

Copy the sentence here.



draw.

I

to

like

Name _____ Sentence Jumble Worksheet

Cut out the words below. Sort and reassemble the sentence jumble into a complete sentence. Copy the sentence on the lines. Remember that a sentence begins with a capital letter and ends with a punctuation mark!

Glue the sentence here.

By: Donna Roberts

Copy the sentence here.



to

Do

like

you

draw?

Name _____ Sentence Jumble Worksheet

Cut out the words below. Sort and reassemble the sentence jumble into a complete sentence. Copy the sentence on the lines. Remember that a sentence begins with a capital letter and ends with a punctuation mark!

Glue the sentence here.

By: Donna Roberts

Copy the sentence here.



like

I

fall.



September_____

Sunday	Monday	Tuesday	Wednesday	Thursday	Friday	Saturday

September Morning Work

The pages in this file can be used as part of morning work packets or...
The Bell Ringer page could be used for the students to complete first thing in the morning as they arrive to class as the teacher carries out her morning duties...

The Story Starters could be placed in a writing center...
The 120 chart fill-in pages could be placed in a math center that includes a 120 chart mini page...


Use this file as you see fit! You know your students' needs best!

Thank you so much for your purchase.
Please consider clicking "follow me" at my
Teachers Pay Teachers store.
Positive feedback is greatly appreciated!



Please visit my TpT store.

By:
Donna Roberts
First Grade Enigmas



I would love for you
to drop by my blog.

Graphics



All of the clip art in this file was hand drawn by me!
(Dohha Roberts -First Grade Enigmas)

frames



backgrounds and frames



fonts

